

Real Time Electronic Access to Certificate of Analysis (COA) and Safety Data Sheet (SDS)

With PortaGas' mobile app, get immediate access to electronic COA and SDS, real time cylinder management capabilities and *Strip & Ship*™ return support.


PortaGas' mobile app provides greater integrity and efficiency in managing required cylinder documentation. Quickly retrieve and email to your desktop on-demand electronic Certificates of Analysis (eCOAs) and Safety Data Sheets (SDSs) for each cylinder. Scan cylinder label QR codes with your electronic device to receive and store cylinder information. Quickly verify gas components and expiration dates of calibration gas to ensure compliance. Simplify cylinder management and cylinder tracking in your facility by using your electronic device as a mobile database of cylinder information. Learn more about the *Strip & Ship* program and our commitment to sustainability.

BENEFITS

- Quickly retrieve and email eCOAs and SDSs.
- Scan and store cylinder information, blend expiration dates and blend specifications in your phone.
- Set alerts to monitor and anticipate the expiration of your gas blend to ensure process quality.
- Create, store and email your cylinder reorder list.
- Save money with no return or disposal fees by using the *Strip & Ship* program.
- Find your eCOA's and SDS's without the app by visiting www.portagas.com/tracking.php



Scan cylinder label QR codes for cylinder information



Quickly retrieve and email eCOAs and SDSs

Downloading the PortaGas App Is Easy!

1: Download

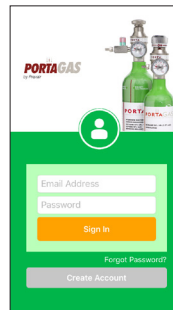
Search for **PortaGas** in your app store. Apps are available for iOS and Android devices.



2: Set Up Your Account

On the log in page, tap **Create Account** and complete the form.

Finish your registration by clicking on the link in the validation email.



STEP 1:

Make sure gauge reads zero.



STEP 2:

Strip off content label to reveal prepaid return label beneath it.



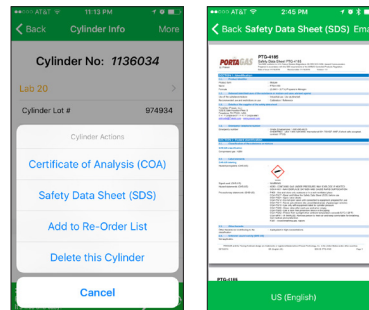
3: Scan QR Code

In the main menu, tap **Scan** and scan the QR code on the cylinder.



4: Get COA and SDS

On the Cylinder Info screen, tap **More** and select the action you want.



STEP 3:

Provide pre-labeled cylinder to carrier for easy return.



Contact PortaGas today to learn how you can streamline your cylinder management process.



713.928.6477



sales@portagas.com



portagas.com